

Summary of St. Johns Niantic Demographic Survey Results

Rector Search Committee

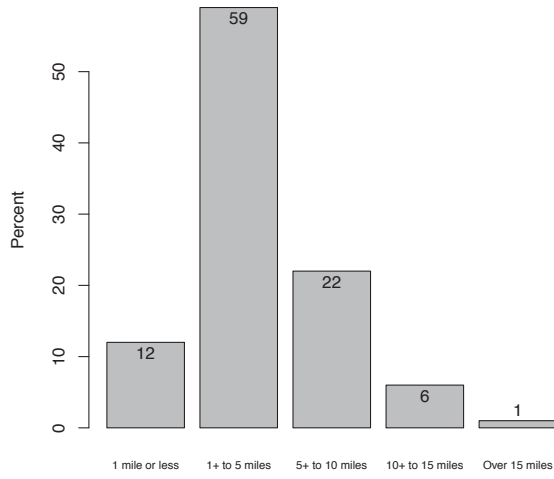
24 February 2013

We have received demographic surveys from 72 families, covering 144 parishioners.

Of the 72 families, 68 (94.4%) reported the approximate distance they travel to St. John's and 69 (95.8%) reported their family income.

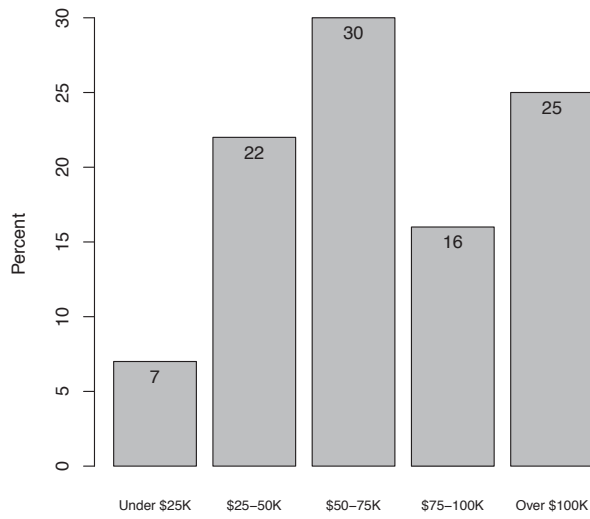
Of the 144 parishioners, 144 (100%) reported their age, 122 (84.7%) reported their gender, and 116 (80.6%) reported the number of years of schooling.

Percent of families in each driving distance category



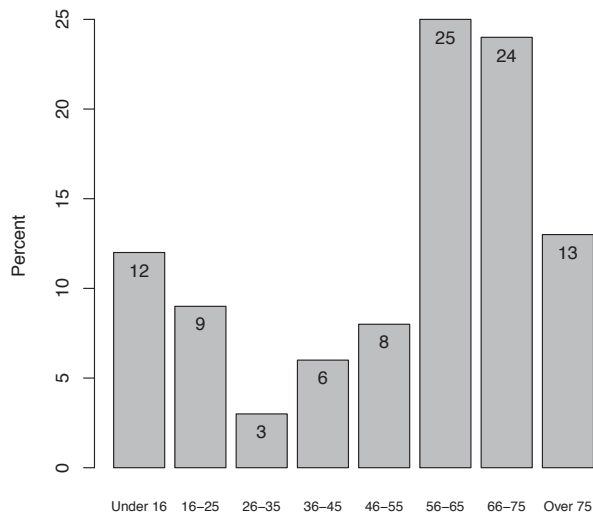
Distance	Percent
1 mile or less	12
1+ to 5 miles	59
5+ to 10 miles	22
10+ to 15 miles	6
Over 15 miles	1

Percent of families in each income category



Income	Percent
Under \$25K	7
\$25-50K	22
\$50-75K	30
\$75-100K	16
Over \$100K	25

Percent of parishioners in each age category



Age	Percent
Under 16	12
16-25	9
26-35	3
36-45	6
46-55	8
56-65	25
66-75	24
Over 75	13

Years of school among parishioners over 25 years old

Years of School	Percent
12 or more	96.8
16 or more	72.0
18 or more	43.0
20 or more	17.2